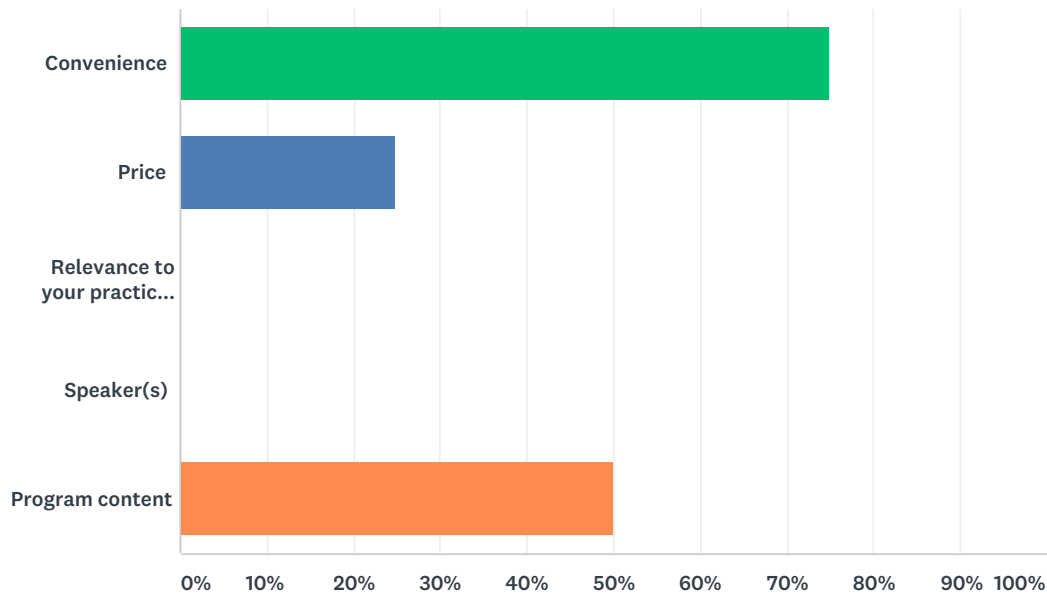


Q1 What factor was most important to you in deciding to attend today's program?

Answered: 4 Skipped: 0

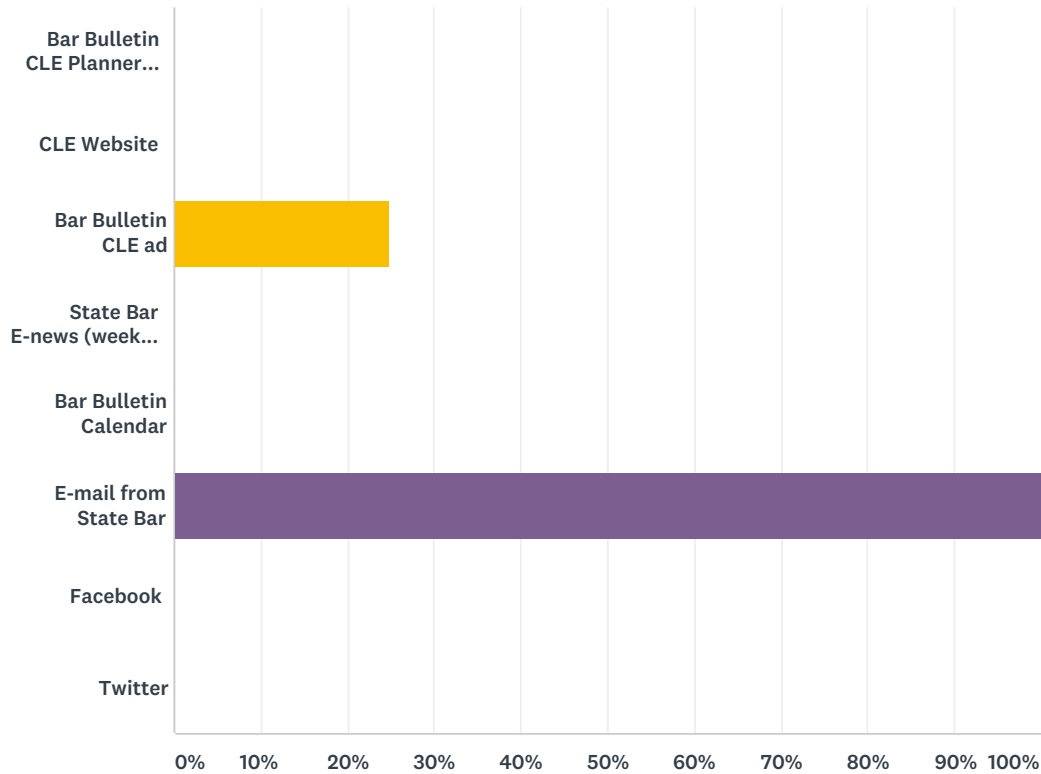


ANSWER CHOICES		RESPONSES	
Convenience		75.00%	3
Price		25.00%	1
Relevance to your practice area		0.00%	0
Speaker(s)		0.00%	0
Program content		50.00%	2
Total Respondents: 4			

#	OTHER (PLEASE SPECIFY)	DATE
	There are no responses.	

Q2 How did you learn about this program?

Answered: 4 Skipped: 0

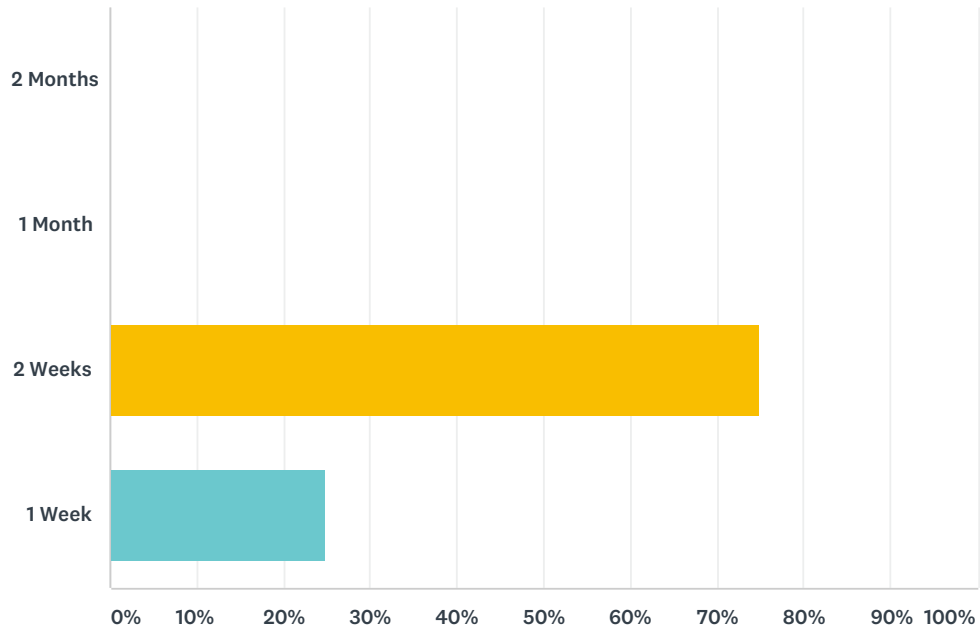


ANSWER CHOICES		RESPONSES	
Bar Bulletin CLE Planner (color insert)		0.00%	0
CLE Website		0.00%	0
Bar Bulletin CLE ad		25.00%	1
State Bar E-news (weekly e-newsletter)		0.00%	0
Bar Bulletin Calendar		0.00%	0
E-mail from State Bar		100.00%	4
Facebook		0.00%	0
Twitter		0.00%	0
Total Respondents: 4			

#	OTHER (PLEASE SPECIFY)	DATE
	There are no responses.	

Q3 How much notice do you need to plan to attend a CLE?

Answered: 4 Skipped: 0

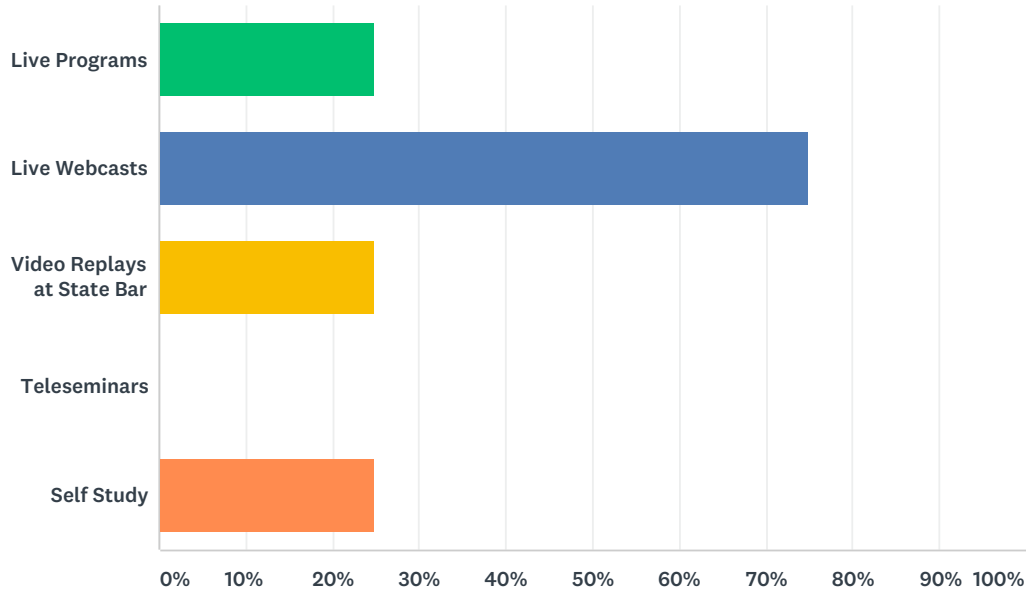


ANSWER CHOICES		RESPONSES	
2 Months		0.00%	0
1 Month		0.00%	0
2 Weeks		75.00%	3
1 Week		25.00%	1
TOTAL			4

#	OTHER (PLEASE SPECIFY)	DATE
	There are no responses.	

Q4 I prefer the following types of programs:

Answered: 4 Skipped: 0

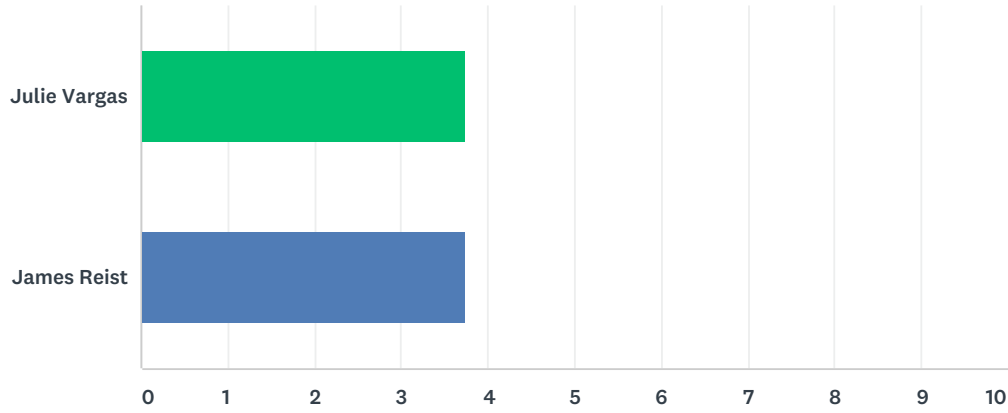


ANSWER CHOICES	RESPONSES	
Live Programs	25.00%	1
Live Webcasts	75.00%	3
Video Replays at State Bar	25.00%	1
Teleseminars	0.00%	0
Self Study	25.00%	1
Total Respondents: 4		

#	OTHER (PLEASE SPECIFY)	DATE
	There are no responses.	

Q5 Faculty Evaluation

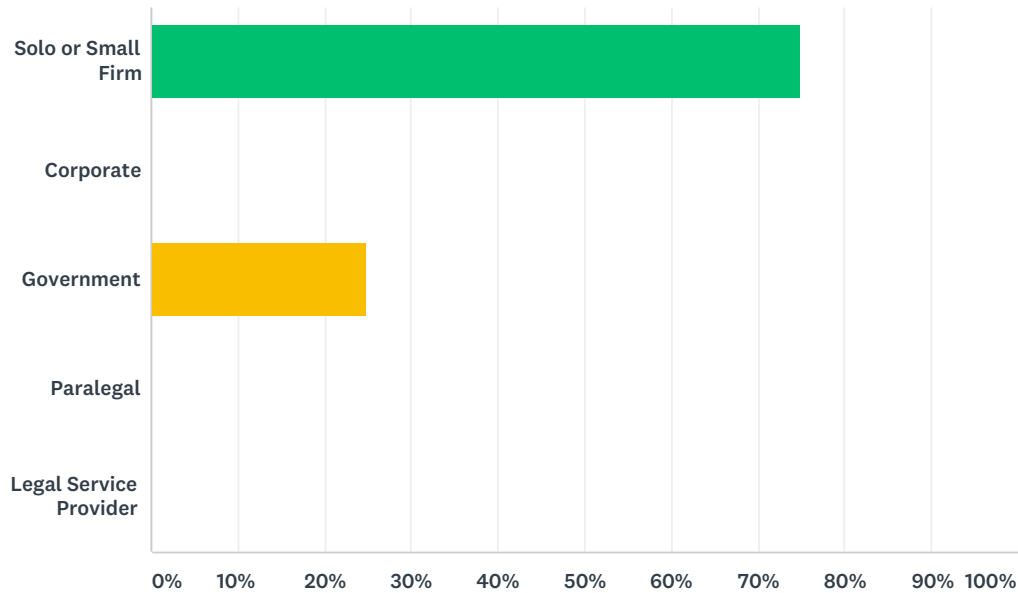
Answered: 4 Skipped: 0



	EXCELLENT	VERY GOOD	GOOD	FAIR	POOR	N/A	TOTAL	WEIGHTED AVERAGE
Julie Vargas	25.00%	25.00%	50.00%	0.00%	0.00%	0.00%	4	3.75
	1	1	2	0	0	0		
James Reist	25.00%	25.00%	50.00%	0.00%	0.00%	0.00%	4	3.75
	1	1	2	0	0	0		

Q6 My area of Practice is:

Answered: 4 Skipped: 0

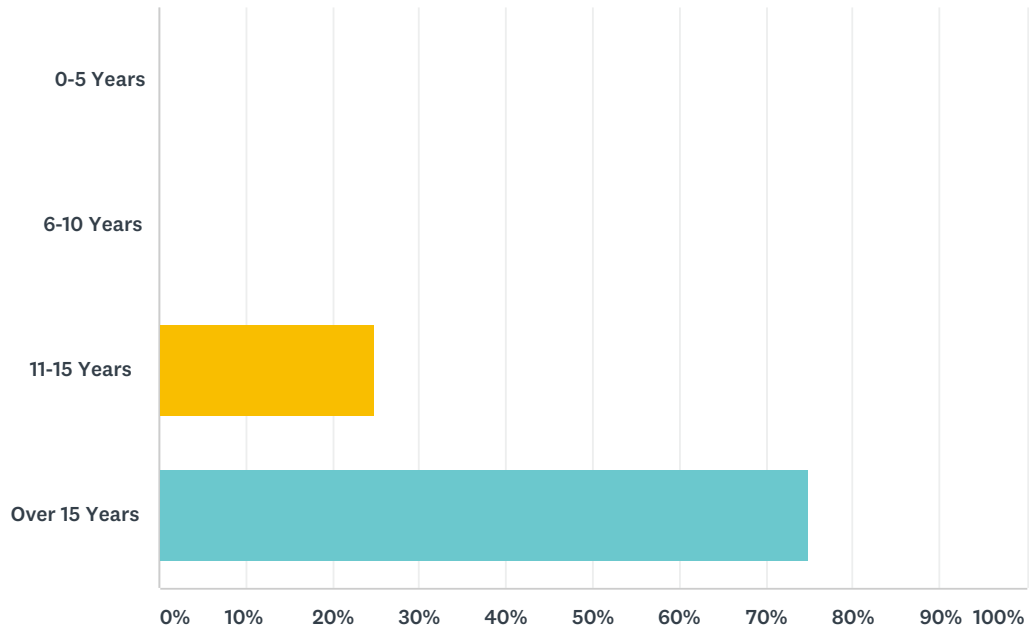


ANSWER CHOICES	RESPONSES	
Solo or Small Firm	75.00%	3
Corporate	0.00%	0
Government	25.00%	1
Paralegal	0.00%	0
Legal Service Provider	0.00%	0
Total Respondents: 4		

#	OTHER (PLEASE SPECIFY)	DATE
	There are no responses.	

Q7 How many years have you been in your area of practice?

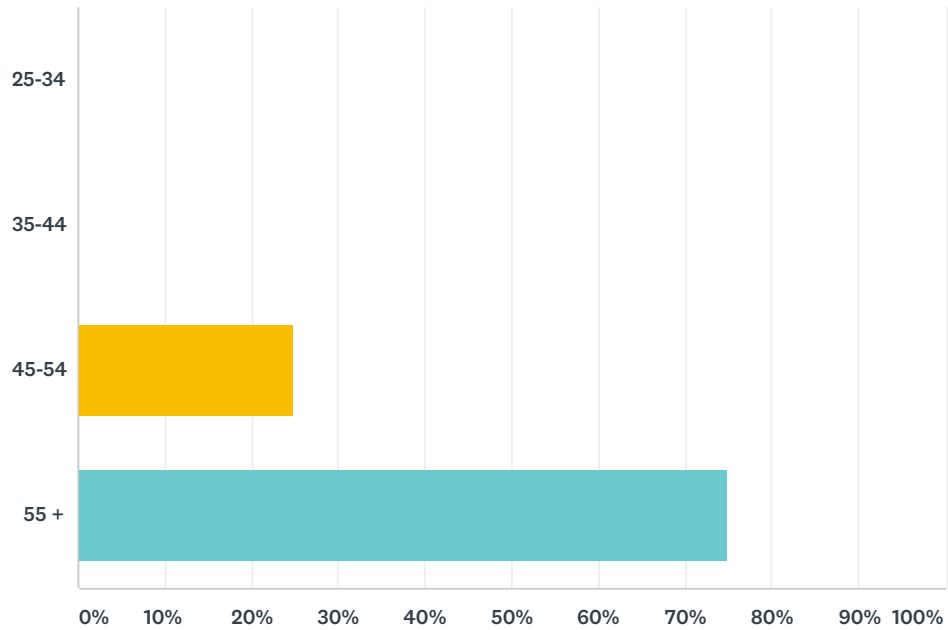
Answered: 4 Skipped: 0



ANSWER CHOICES		RESPONSES	
0-5 Years		0.00%	0
6-10 Years		0.00%	0
11-15 Years		25.00%	1
Over 15 Years		75.00%	3
TOTAL			4

Q8 Which of the following best describes your age?

Answered: 4 Skipped: 0



ANSWER CHOICES	RESPONSES	
25-34	0.00%	0
35-44	0.00%	0
45-54	25.00%	1
55 +	75.00%	3
TOTAL		4

Q9 Comments:

Answered: 1 Skipped: 3

#	RESPONSES	DATE
1	Very Interesting Material	12/29/2015 11:04 AM